



Check out OWA's newly-designed website!
www.oregonwhitewater.org

Oregon WHITewater ASSOCIATION

Volume 12 Number 8

October 2011

IN THIS ISSUE

Grand Canyon Trip 1
 River Tip 1
 OWA Contact Information 2
 President's Corner 3
 Down The River Cleanup 4
 Piggyback Boat Carriers 8
 2011 OWA Trip Calendar 10
 Membership Application 12



NEXT MEETING

Wednesday, October 12, 2011
 7:00-9:00 PM

Flying Pie Pizza
 7804 S.E. Stark Street
 Portland, OR 97215

RIVER TIP

Submitted by Tom Hanson

Before the onset of winter, grease the bearings on your trailer and check the tire pressure (including the spare).



TRIP REPORT: Grand Canyon, Part II

May 6-7, 2011 • Submitted by Rick Carman

(CONTINUED FROM SEPTEMBER 2011)

WE HAD 3 CHANGEOVERS AT PHANTOM including the delightful Rebecca Graham, my new and inexperienced passenger Davor and Dan – who turned out to be quite a rower – and both of whom were great sports and hard workers. Davor and Dan were our new utes. Down we went through Horn with no problems. We had lunch at the Granite scout point and then ran it on the right side as usual. It was a monster. Two thirds of the way down was a series of huge lateral waves. I thought we were going to flip as Davor tried to high side but somehow we did not. Dave Audet did flip (his first flip ever – hello flamingo) and the boat, (the same 16-footer that flipped in Hance) Dave and Dennis (that's three swims for the rookie) all washed into Forever eddy.

CONTINUED ON PAGE 6

Oregon Whitewater Association is dedicated to preserving, protecting and promoting Oregon's rivers for the safe enjoyment of both public and private non-motorized boating, now and in the future. We advocate fairness in accessibility to river resources and provide a voice for responding to river issues and management concerns.



Contact Information

Your OWA officers and volunteers

Brenda Bunce, President
president@oregonwhitewater.org
360.931.4224

Bruce Ripley, Vice President
vice-president@oregonwhitewater.org
503.522.7470

Karen Eichhorn, Secretary
secretary@oregonwhitewater.org
503.246.4504

Rick Carman, Treasurer
treasurer@oregonwhitewater.org
503.642.9347

Mary Cooper, Membership Director
membership@oregonwhitewater.org

Scott Ogren, Technology Director
webmaster@oregonwhitewater.org
503.267.9785

Tom Hanson Tips Editor
rivertips@oregonwhitewater.org
503.201.4428

Josephine Denison, Trip Editor
tripeditor@oregonwhitewater.org
503.851.9326

Cary Solberg, Advertising Editor
advertisingeditor@oregonwhitewater.org
503.222.6718

Karen O'Neel, Newsletter Editor
newslettereditor@oregonwhitewater.org
503.789.3636

OWA list server address:
H2OAddicts@OregonWhitewater.org

OWA web site address:
<http://www.OregonWhitewater.org>



PRESIDENT'S CORNER

BRENDA BUNCE

Our September meeting at Stark Street Pizza was bursting at the seams with 70 people. Last year we polled the club about location requests on where to hold our meetings. Based on the majority of addresses, the south east district was the most popular. With the need to move to a bigger and more accommodating location, the board has chosen **Flying Pie Pizza on 7804 SE Stark for the OCTOBER meeting.** We have looked into the parking situation and are happy to announce that we can utilize the parking at Mr. Plywood, across the street, since they are closed at our meeting time. I hope that the improved sound acoustics and extra space will allow for quality socializing.

Since our meetings are so packed with information and quality presentations, please take note of the new meeting schedule posted on our website. In a nutshell, we are inviting folks to **begin social hour at 6:00 p.m.** followed by announcements of upcoming river trips at 6:30, club business news at 6:45 with our **featured presentation beginning at 7:15.** Pizzas will be staggered throughout the evening to stay hot and fresh and offer the latecomers a chance to eat. This schedule will also help us to conclude the meeting on time.

Our October 12 meeting will include four mini-presentations:

.....

Are you interested in leading a club river trip? Now you can simply add your trip to the OWA calendar right on the website. Simply go to the CALENDER tab at: <http://oregonwhitewater.org/calendar> and enter your name and river section. It is easy as pie and as always, you can email a board member if you need help in entering the information.

Bruce Ripley will review first aid kit contents, items you should have to cover common issues and able to deal with more serious emergencies.

Brent Davis will review the why/when/how of scouting rapids. Having a plan is sometimes as important as the scout itself. This review is so that new members can get an understanding of what a veteran boater is looking at and so that veteran boaters can refresh some of the reasons this is important.

Vic LeGall introduces a new boat repair product and emergency repair kit by www.Goodwaterboatworks.com. This kit is designed to get you back on the river quickly and back to your car. This type of repair has been designed to save you time and money by reducing the labor required to permanently fix a boat once you have it at home or in a shop. These emergency repair kits will be available for purchase at the meeting.

Doug Halstead, Owner of Phantom Firepans, a small fabrication company located in the Portland area, has been manufacturing whitewater boating supplies for several years. He will show the new fire pan designed to fit under your cooler as well as lightweight metal guide tables for your river kitchen.

We are holding a 50/50 raffle at each of our meetings that goes to benefit our future Swift Water Rescue training classes.

“Wild rivers are earth’s renegades, defying gravity, dancing to their own tunes, resisting the authority of humans, always chipping away, and eventually always winning.”

~ *Richard Bangs, River Gods*



At our last meeting members generated a total of \$170.00. Our club profited \$85.00 towards next years safety class. Thanks to all who played.

The board voted to change our fiscal year to match the calendar year and thus we have extended current membership expiration for six months. Thus, for members who would have been renewing their dues in July 2012, you will now renew January 1, 2013, essentially getting a year and a half for the price of one year.

During our October meeting we will be opening up nominations for the board positions of Vice President and Treasurer to begin a two year term from 2012-2014. We are also recruiting for volunteers who would like to organize a couple of fundraisers for the 2012 year to help support our swift water rescue training courses. Please let me know if you are interested.

Our next board meeting will be held on November 1. Please contact me if you are interested in attending.

See you at Flying Pie Pizzeria.



Down the River Cleanup 2011

Thanks to all OWA members who came out on September 11 to volunteer with the "We Love Clean Rivers" cleanup on the Lower Clackamas River. It was a HUGE success with 420 volunteers and the removal of over 3 tons of trash.



PICTURED: Ernie Eichorn (top), Mary Cooper and Brenda Bunce (above right) and Scott Ogren's crew (below)



FIRST THURSDAY BENEFIT

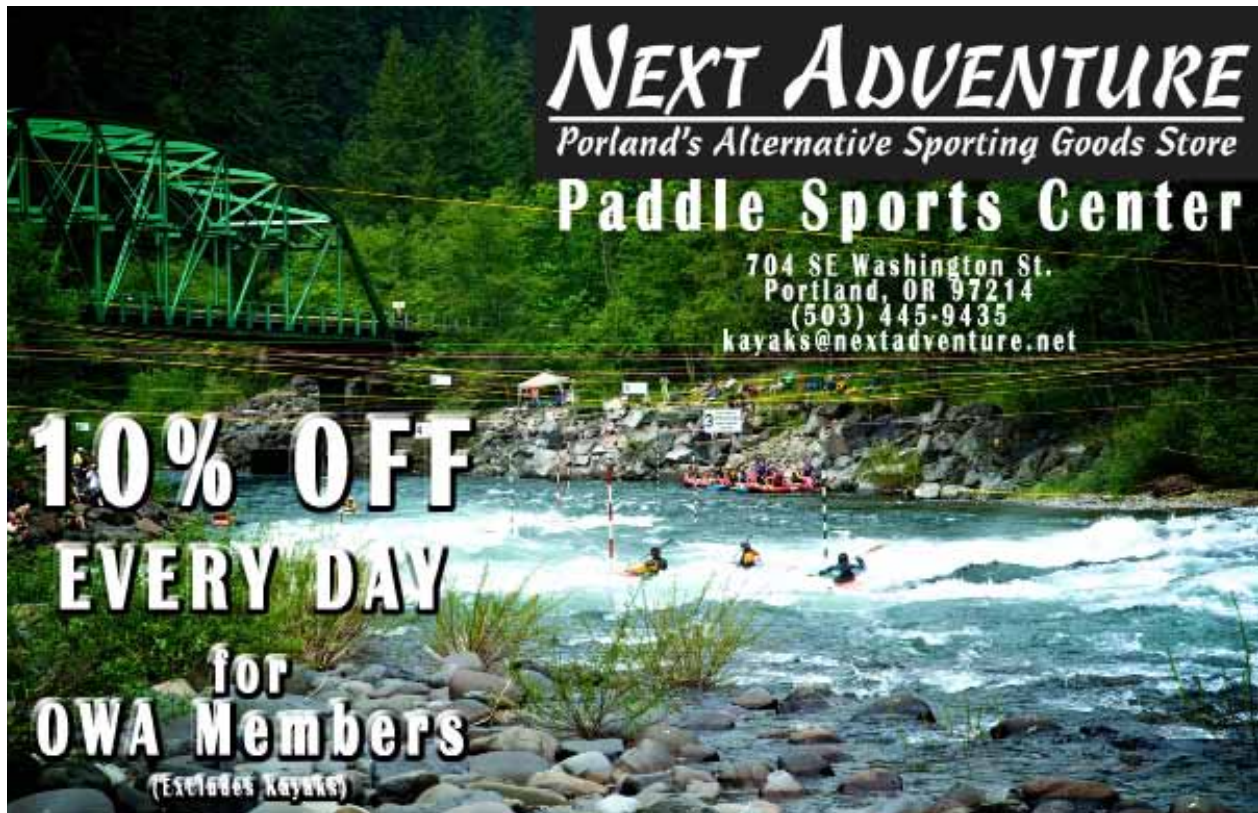
Join us to celebrate another successful river clean up by We Love Clean Rivers, with live music, adult beverages and art.

The RiPPLe is an annual art event that showcases art made from trash removed from the Clackamas River. RiPPLe works in partnership with We Love Clean Rivers to promote sustainability, stewardship, FUN and reuse through art.

The RiPPLe will be held on October 6, 2011 (First Thursday) at the KEEN building on 926 NW 13th from 6:00-10:00 pm.

All works of art will be auctioned off at the end of the evening. Ten percent of all products purchased at the KEEN Garage, along with art, beer and wine sales will go toward funding more local river clean ups.

Visit www.ripplepdx.com for more information or email info@ripplepdx.com.



NEXT ADVENTURE
Portland's Alternative Sporting Goods Store
Paddle Sports Center
704 SE Washington St.
Portland, OR 97214
(503) 445-9435
kayaks@nextadventure.net

**10% OFF
EVERY DAY**
for
OWA Members
(Excludes Kayaks)



**Whitewater rafting down one of the most
challenging rivers in North America?**

Your journey begins and ends at Scotty's!

**Scotty's Hells Canyon Outdoor
Supply and Shuttle Service**

P.O. Box 149 • Highway 86
Oxbow, OR 97840

1-800-785-3358

Grand Canyon

CONTINUED FROM PAGE 1

It took a fair amount of time to police them and get the boat up and run Andy's flip drill. We decided to save Hermit for the next day camping at a small camp at Mile 94. Hermit was huge but the waves were hay stacks, making for an incredibly fun and exciting run.

Crystal provided more adventure. Another three-boat group ran the rapid left center as we watched from the scout point and got between the monster waves with no problem. The first boater through got a little careless, allowing his boat to be pushed up against the left wall and over he went. Most of us ran left and it was much more fun and not any more difficult than the right sneak. All the left runners made sure to stay off the wall. We joined the other group to help them flip their raft over. The dory banged a rock

pulling in to shore and suffered a moderate hole in its side. Andy had the right materials for a patch and we were off after about an hour.

We did miscalculate the arrival of the increase in flow that we knew was coming. It arrived in the middle of the night at Black Tail Canyon, surrounding the groover, and carrying off two river bags full of clothes and gear. Luckily Mark found one floating a mile downstream but the other one was not found.

We hit all the must-do visitations. Jumping off the Elves Chasm waterfall is almost mandatory and way cool. I got sloppy in Specter, a monster at 22,000 and missed the left sneak, almost flipping in the giant waves on the right. A grim portent of things to come. We stopped at Tapeats Creek, struggled to cross Tapeats Creek without getting washed out into the River and down Tapeats Rapid, and hiked 3+ rugged miles up to the cliffs

where the Thunder River pours out of the huge rock wall in a spectacular display. This is the first part of the death march to Deer Creek but we turned around and hiked back

Jumping off the Elves Chasm waterfall is almost mandatory and way cool

to where we started. This was my first time on this rugged hike. I highly recommend it. It too long to complete – our only chance at Deer Creek was if the campsite directly across from Deer Creek was open. Fat chance this late in the day but there it was, setting us up for a next morning hike up to the falls and the Throne Room.

At Matcatamiba the water was so high we rowed our boats a good 75 yards back into the Canyon. Havasu was brilliant blue as usual. Upset Rapid was basically a washout,



Flipped in Hance

maybe a Class III. There was a huge right sneak at Bedrock that made it a Class II (after all the horror stories we had told the rookies). Other rapids were huge, like Serpentine. And with Davor rowing, we came within an inch of flipping in Class IV Doris. The waves were big and sharp – and that would be an exclusive swim team to join.

Everything went smoothly until we got to Lava. The flow is now about 22,000. The right side looked suicidal so left was the answer, but it was also huge. The trick was to get far enough left to miss the ledge hole, which was stomach churning, but not so far left as to crash into the rocks on the left. The problem is the water drops off so steeply it is hard to see where you are as you approach. Everyone else made the slot. I was six feet too far right and got sucked into the 1998 Tom Riggs route on the left side of the ledge hole. Where Tom was thrown out and his boat surfed for about

We ran the entire rapid sans boat. So much for experience.

15 seconds with Kathryn sitting up front, our 16-footer was endoed by the GIANT hole. We ran the entire rapid sans boat. So much for experience. My first Canyon flip (but have three prior swims). Somebody fished out Davor before Son of Lava. As I drifted through calmer water at the bottom of the rapid near the left bank, Andy gave a throw bag a mighty heave in my direction but it landed some distance away. Faced with a choice of swimming away from shore for the distant throw bag, I remembered the advice from the put in orientation -



“Swim Aggressively to Shore” so I turned away from the bag and swam to the left bank, struggled with the steep bank covered with huge reeds and finally managed to crawl up on a small rock about 6 feet off shore. God bless Peter Staples who came cruising by my pitiful little perch so I could dive into his boat. We lost one rowing oar and both spare oars along with my strap bag, which was also torn off. Some of Devor’s electronics got wet and probably ruined but he said he wanted to buy new stuff anyway. And my ego took a big beating. And I got the Flamingo back for the rest of the trip. It is back in my garage where it started. Tip: The only truly waterproof bag I have come across in 30 years of boating are the Watershed Bags with the zip lock top. All my clothes stayed bone dry. Same thing happened on last year’s high water Middle Fork Trip. 30 minutes underwater and not a drop got inside.

We finally got a layover day at our last camp at Granite Park. Andy Rebecca and I went on a great hike up the small canyon just upstream from camp. Don’t miss it. Then it was off to Pearce Ferry on a night float. No one except Andy was too sure what to expect. We blew past Diamond Creek and stopped at Travertine Canyon. A short hike up the rocks holding on to fixed ropes placed by others took us into an awesome canyon with a warmish creek and a fabulous little water fall to stand under. Then on to some great rapids and Separation Canyon where the Powell party split up. We boated until it got dark, tied the rafts together into a flotilla and tied off to shore to get some sleep until about 2 am when we launched. Tip: Have your boat be in the center of the flotilla so there is no reason for you to stay awake all night to pull on an oar while floating

CONTINUED ON PAGE 11


Piggyback Boat Carriers

Submitted by Tom Hanson

Many rafters haul two boats via piggyback on a flatbed trailer. This always presents a problem of seating the top boat on the lower boat in a way to avoid damage to the raft material. To solve this problem, use 4-inch PVC conduit as illustrated in the following photos.



Purchase two pieces of 4-inch PVC conduit at Home Depot or Lowe's. They will be happy to cut it for you.



Cut a rectangular hole, 1" x 3½", in each piece.



This rectangular hole will fit over your oar lock.



You can now load a boat on top and secure with straps. The boat will rest snugly on the PVC pipes.



When securing with straps, use two straps on each side, and a fifth strap to secure the bow.

Since 1945

Andy & Bax

INFLATABLE RAFTS, KAYAKS AND PONTOON PACKAGES


Featuring...

AIRE
tributary



HYSIDE

MAXXON
by SOLARTECH



9:00 am - 6:00 pm
Monday through Saturday
Friday until 9:00 pm

324 SE Grand • Portland, Oregon

503-234-7538

www.andyandbax.com



Deschutes

M O T E L

Remodeled

• AC • Satellite TV • In Room Coffee • WiFi • Pet Friendly

Located on Hwy 97 in Maupin, next to the Visitor's Center

1-877-899-6608 • www.deschutesmotel.com

2011 TRIP CALENDAR

Submitted by Josephine Denison

10.1 Sat	North Santiam River	III	Rick Hendon	gonetothedogsinc@msn.com	503.887.4305
-------------	---------------------	-----	-------------	--	--------------

ADDITIONAL TRIP INFORMATION

The annual North Santiam float is back. The float will be from Packsaddle to North Santiam State Park.

11.12-11.14 Sat-Mon	Rogue River	III/IV	Scott Ogren	scott@scottogren.com	503.267.9785
------------------------	-------------	--------	-------------	--	--------------

The trip is from Graves Creek to Foster Bar. A group of us will be spending Friday night, November 11 at the Galice Lodge before the launch on Saturday morning.



CUSTOM FABRICATED STAINLESS STEEL AND ALUMINUM
RAFTING & RIVER EQUIPMENT

DAVID NISSEN

Designer - Fabricator - River Rat

madcatr.com
 madcatr@aol.com

Phone: 509.588.4082 (Home)
 509.947.1862 (Cell) 509.832.1105 (Truck)
 PO Box 5013 Benton City, WA 99320



Rowing Frames Dryboxes/Kitchen Boxes Fold Down Oar Towers Cargo Modules Specialized Gear



Canyon Wren Outdoor Gear

Be ready for your next canyon trip...order your
 CanyonWren Boater Bivy now!

www.CanyonWrenOutdoorGear.com

email: canyonwren1@mac.com

Grand Canyon

CONTINUED FROM PAGE 7

the rest of the way to the takeout. Also, have plenty of paco pads and a wide boat with flat surfaces. With the right set-up, a few of us got a reasonable night's sleep. Several got none, especially the cat boats.

We rode the steady current all the way to Pearce Ferry takeout, arriving at 7:30 Sunday morning. All our vehicles were there but the tongue of my trailer was almost completely broken where it meets the trailer frame. Totally unusable. We were 20 miles from Meadview, which isn't much of a "town". And did I mention it was early Sunday morning? Now what? We unhitched my trailer and hitched Mark Wade's trailer to Peter's rig. We broke off the tongue by hand (it was that bad) and then we tipped

my trailer over upside down onto Mark's trailer. Peter and I headed for Meadview hoping to find a welder. The rest of the group stayed behind to do as much loading as possible missing two trailers. But there was hope. People who live in the middle of nowhere are self-reliant; I was confident a fair number of Meadview residents

Every Grand Canyon trip is a never-to-be-forgotten experience

could weld, if we could just find one. We drove into what passes for city center and found the only open business, the gas station/convenience store. We told the proprietor and her two customers our tale of woe. They knew a retired resident who welded, and one of the customers had him on her speed dial. She called him on

the phone and 30 minutes later we were at his house helping him get the trailer on the ground to begin the fix. Bless his heart. Back to the takeout we went to return Mark's trailer to finish loading it and Peter's Suburbasoraus. Peter, Dave and I and Andy's crew drove back to our heroes to flip the trailer right side up to finish the job. While he finished, Peter did a great job hooking the wires back up on the outside of the tongue. The trailer was better than new when it was done around 2:00, we paid him more than the small amount he asked for and still got to Tonopah Nevada that night. On the way home I learned how to text with the folks in Andy's truck. A bonus.

Every Grand Canyon trip is a never-to-be-forgotten experience and this one filled that bill and more.

SOTAR

Custom Inflatables

Rafts, Catarrafts & Kayaks Store and Showroom Hours

Aug 31st-Oct 15th 9am - 6pm Mon-Sat

Oct 16th - March 30th 9am - 5pm Mon - Fri

Come check out all of our new products we are carrying in the store this year:

- | | |
|------------------------|------------------------------|
| *Shred Ready Helmets | *Immersion Research |
| *Paluski Paddles | *Jet Boil - Stoves |
| *Yeti Coolers | *Eco Safe - Toilet Systems |
| *Pelican Boxes | * PETT - Toilet systems |
| *Aquabound - Paddles - | *Restop - Toilet Syetems |
| *Patagonia - Clothing | *Whitewater Designs Inc. |
| *MTI - Life Jackets | *Lite Cylinder Propane Tanks |
| *Palm - Drysuits | *Chaco - Sandals |



White Water Mfg
724 Ort Ln - PO Box 649
Merlin, OR. 97532
1-800 GO SOTAR
WWW.SOTAR.COM

NEW! Sign up online with PayPal

EXISTING MEMBERS: <http://oregonwhitewater.org/about/pay-dues>

NEW MEMBERS: <http://oregonwhitewater.org/about/join/sign-up>

Oregon Whitewater Association Membership Application Form

Address: _____

City, State Zip: _____

Check for a hard copy newsletter via US mail.

A household membership is \$24.00 for one year, from July 1 to June 30.

Dues after January 1 are prorated at \$12.00, otherwise annual dues are \$24.00.

I hereby state that I wish to participate in courses and/or activities offered by Oregon Whitewater Association (OWA) a non-profit corporation. I recognize that any outdoor or aquatic activity may involve certain dangers including, but not limited to, the hazards of traveling by boat on rivers or other bodies of water, accidents, or illnesses in remote places or occurring during portages, forces of nature, and the actions of participants and other persons. I further understand and agree that without some program providing protection of its assets and its leaders, officers, and members, OWA would not be able to offer its courses and activities.

In consideration of and as part of my payment for the right to participate in the activities offered by OWA, I hereby release OWA and its leaders, officers, and members from any and all liability, claims and causes of action arising out of or in any way connected with my participation in any activities offered by OWA. I personally assume all risks in connection with these activities, and further agree to indemnify OWA and its leaders, officers, and members from all liability, claims, and causes of action which I may have arising from my participation in activities including, but not limited to those involving death, drowning, personal injury, and property damage. The terms of this agreement shall serve as a release and indemnity agreement for my heirs, assigns, personal representatives, and for all members of my family including any minors. [Parent or legal guardian must sign for all persons under eighteen (18) years of age.] This agreement is effective as of the date signed, and has no termination date. I have fully informed myself of the contents of this release and indemnity agreement by reading it before I have signed it.

All participating adult members of the household (age 18+) must sign. Guardians must sign for minors.

Participant	Printed name	Signature
Member #1		
Member #2		
Member #3		
Member #4		

Participant	Email address	Preferred phone(s)
Member #1		
Member #2		
Member #3		
Member #4		

Make your check payable to the Oregon Whitewater Association and mail to:

Oregon Whitewater Association
P. O. Box 2137
Beaverton, Oregon 97075-2137
